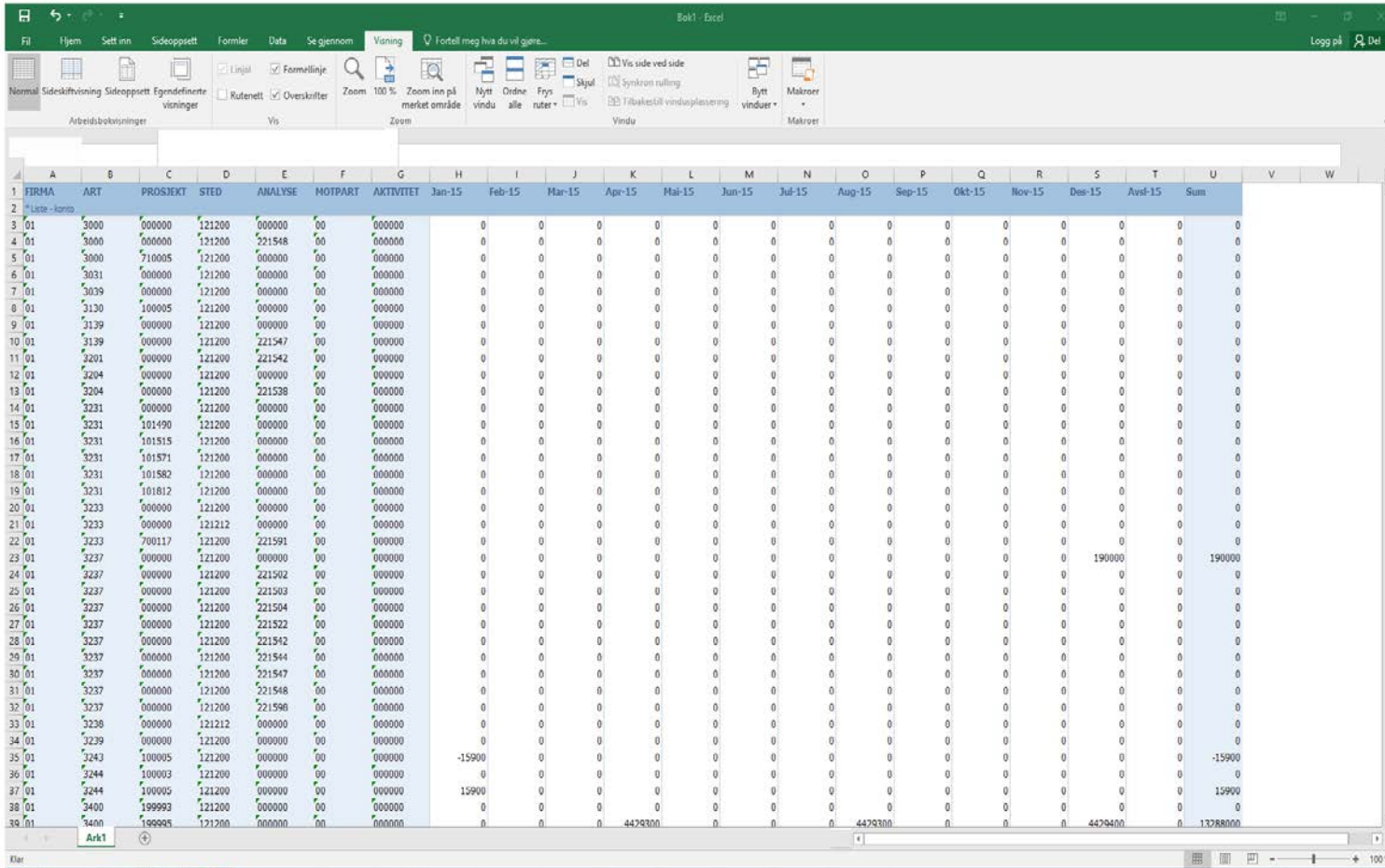


KONTROLL AV BUDSJETT

OPPSKRIFT PÅ KONTROLL AV BUDSJETT LASTET INN I ADI

Hent budsjett fra ADI og kopier inn i nytt regneark



The screenshot shows an Excel spreadsheet with the following data structure:

	A	B	C	D	E	F	G	H	I	J	K	L	M	N	O	P	Q	R	S	T	U	V	W
1	FIRMA	ART	PROSJEKT	STED	ANALYSE	NOTPART	AKTIVITET	Jan-15	Feb-15	Mar-15	Apr-15	Mai-15	Jun-15	Jul-15	Aug-15	Sep-15	Oktober-15	Nov-15	Des-15	Avsl-15	Sum		
2	Utløst-konto																						
3	01	3000	000000	121200	000000	00	000000	0	0	0	0	0	0	0	0	0	0	0	0	0	0	0	0
4	01	3000	000000	121200	221548	00	000000																
5	01	3000	710005	121200	000000	00	000000																
6	01	3031	000000	121200	000000	00	000000																
7	01	3039	000000	121200	000000	00	000000																
8	01	3130	100005	121200	000000	00	000000																
9	01	3139	000000	121200	000000	00	000000																
10	01	3139	000000	121200	221547	00	000000																
11	01	3201	000000	121200	221542	00	000000																
12	01	3204	000000	121200	000000	00	000000																
13	01	3204	000000	121200	221538	00	000000																
14	01	3231	000000	121200	000000	00	000000																
15	01	3231	101490	121200	000000	00	000000																
16	01	3231	101515	121200	000000	00	000000																
17	01	3231	101571	121200	000000	00	000000																
18	01	3231	101582	121200	000000	00	000000																
19	01	3231	101812	121200	000000	00	000000																
20	01	3233	000000	121200	000000	00	000000																
21	01	3233	000000	121212	000000	00	000000																
22	01	3233	700117	121200	221591	00	000000																
23	01	3237	000000	121200	000000	00	000000														190000		190000
24	01	3237	000000	121200	221502	00	000000																
25	01	3237	000000	121200	221503	00	000000																
26	01	3237	000000	121200	221504	00	000000																
27	01	3237	000000	121200	221522	00	000000																
28	01	3237	000000	121200	221542	00	000000																
29	01	3237	000000	121200	221544	00	000000																
30	01	3237	000000	121200	221547	00	000000																
31	01	3237	000000	121200	221548	00	000000																
32	01	3237	000000	121200	221598	00	000000																
33	01	3238	000000	121212	000000	00	000000																
34	01	3239	000000	121200	000000	00	000000																
35	01	3243	100005	121200	000000	00	000000	-15900															-15900
36	01	3244	100003	121200	000000	00	000000																
37	01	3244	100005	121200	000000	00	000000	15900															15900
38	01	3400	199993	121200	000000	00	000000																
39	01	3400	199995	121200	000000	00	000000																
40	01	3400	199995	121200	000000	00	000000				4479300				4479300					4479400			13788000

Dataområdet skal starte i celle A1 og inkludere kolonnene fra *FIRMA* til *Sum*.

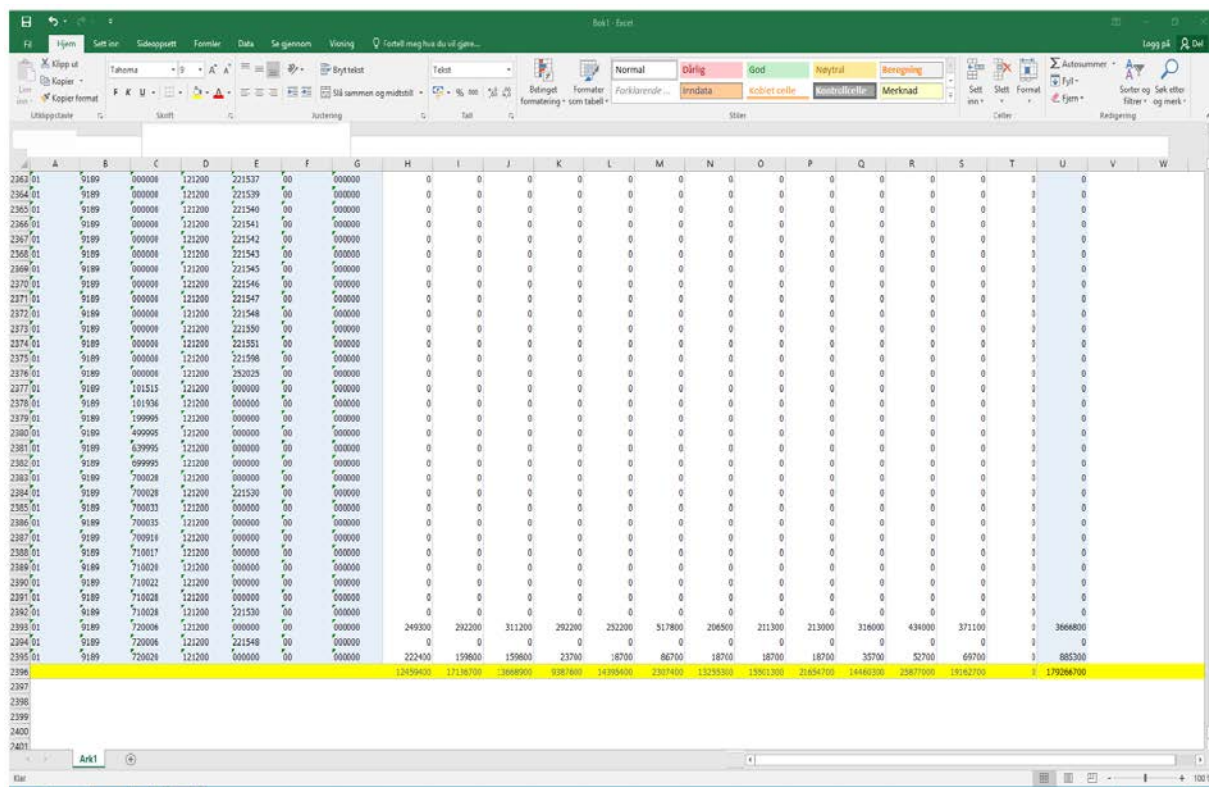
Rydd i regnearket

The screenshot shows an Excel spreadsheet with the following structure:

1	PERIA	ART	PROSJEKT	STED	ANSLUSE	NOTFART	AKTIVITET	Jan 15	Feb 15	Mar 15	Apr 15	Mai 15	Jun 15	Jul 15	Aug 15	Sep 15	Oktober 15	Nov 15	Des 15	Jan 16	Sum	
2	Site	kurs																				
3	01	5000	000000	121200	000000	50	000000	0	0	0	0	0	0	0	0	0	0	0	0	0	0	
4	01	5000	000000	121200	221948	50	000000	0	0	0	0	0	0	0	0	0	0	0	0	0	0	
5	01	5000	710005	121200	000000	50	000000	0	0	0	0	0	0	0	0	0	0	0	0	0	0	
6	01	3031	000000	121200	000000	50	000000	0	0	0	0	0	0	0	0	0	0	0	0	0	0	
7	01	3039	000000	121200	000000	50	000000	0	0	0	0	0	0	0	0	0	0	0	0	0	0	
8	01	3130	100005	121200	000000	50	000000	0	0	0	0	0	0	0	0	0	0	0	0	0	0	
9	01	3139	000000	121200	000000	50	000000	0	0	0	0	0	0	0	0	0	0	0	0	0	0	
10	01	5139	000000	121200	221547	50	000000	0	0	0	0	0	0	0	0	0	0	0	0	0	0	
11	01	5201	000000	121200	221542	50	000000	0	0	0	0	0	0	0	0	0	0	0	0	0	0	
12	01	5204	000000	121200	000000	50	000000	0	0	0	0	0	0	0	0	0	0	0	0	0	0	
13	01	5204	000000	121200	221538	50	000000	0	0	0	0	0	0	0	0	0	0	0	0	0	0	
14	01	5231	000000	121200	000000	50	000000	0	0	0	0	0	0	0	0	0	0	0	0	0	0	
15	01	5231	101490	121200	000000	50	000000	0	0	0	0	0	0	0	0	0	0	0	0	0	0	
16	01	5231	101515	121200	000000	50	000000	0	0	0	0	0	0	0	0	0	0	0	0	0	0	
17	01	5231	201571	121200	000000	50	000000	0	0	0	0	0	0	0	0	0	0	0	0	0	0	
18	01	5231	101582	121200	000000	50	000000	0	0	0	0	0	0	0	0	0	0	0	0	0	0	
19	01	5231	101812	121200	000000	50	000000	0	0	0	0	0	0	0	0	0	0	0	0	0	0	
20	01	5233	000000	121200	000000	50	000000	0	0	0	0	0	0	0	0	0	0	0	0	0	0	
21	01	5233	000000	121212	000000	50	000000	0	0	0	0	0	0	0	0	0	0	0	0	0	0	
22	01	5233	700117	121200	221591	50	000000	0	0	0	0	0	0	0	0	0	0	0	0	0	0	
23	01	5237	000000	121200	000000	50	000000	0	0	0	0	0	0	0	0	0	0	0	190000	0	190000	
24	01	5237	000000	121200	221902	50	000000	0	0	0	0	0	0	0	0	0	0	0	0	0	0	
25	01	5237	000000	121200	221903	50	000000	0	0	0	0	0	0	0	0	0	0	0	0	0	0	
26	01	5237	000000	121200	221904	50	000000	0	0	0	0	0	0	0	0	0	0	0	0	0	0	
27	01	5237	000000	121200	221532	50	000000	0	0	0	0	0	0	0	0	0	0	0	0	0	0	
28	01	5237	000000	121200	221542	50	000000	0	0	0	0	0	0	0	0	0	0	0	0	0	0	
29	01	5237	000000	121200	221544	50	000000	0	0	0	0	0	0	0	0	0	0	0	0	0	0	
30	01	5237	000000	121200	221547	50	000000	0	0	0	0	0	0	0	0	0	0	0	0	0	0	
31	01	5237	000000	121200	221948	50	000000	0	0	0	0	0	0	0	0	0	0	0	0	0	0	
32	01	5237	000000	121200	221908	50	000000	0	0	0	0	0	0	0	0	0	0	0	0	0	0	
33	01	5238	000000	121212	000000	50	000000	0	0	0	0	0	0	0	0	0	0	0	0	0	0	
34	01	5239	000000	121200	000000	50	000000	0	0	0	0	0	0	0	0	0	0	0	0	0	0	
35	01	5243	100005	121200	000000	50	000000	-15000	0	0	0	0	0	0	0	0	0	0	0	0	-15000	
36	01	5244	100003	121200	000000	50	000000	0	0	0	0	0	0	0	0	0	0	0	0	0	0	
37	01	5244	100005	121200	000000	50	000000	15000	0	0	0	0	0	0	0	0	0	0	0	0	15000	
38	01	5400	199993	121200	000000	50	000000	0	0	0	0	0	0	0	0	0	0	0	0	0	0	
39	01	5400	199995	121200	000000	50	000000	0	0	0	0	0	0	0	0	0	0	0	0	0	0	

Slett tom rad under tittelraden
(her markert med gult)

Rydd i regnearket



The screenshot shows an Excel spreadsheet with a grid of data. The columns are labeled A through W, and the rows are numbered from 2383 to 2401. The data consists of numerical values in columns B through G, and zero values in columns H through W. The bottom row (row 2396) is highlighted in yellow, indicating it is the sum row to be deleted. The sum values are: 12452400, 12136700, 13668900, 93267400, 14335400, 2307400, 13235300, 13001300, 21654700, 14446300, 25877000, 19162700, and 179266700.

	A	B	C	D	E	F	G	H	I	J	K	L	M	N	O	P	Q	R	S	T	U	V	W	
2383	01	9189	000000	121200	221537	00	000000																	
2384	01	9189	000000	121200	221539	00	000000																	
2385	01	9189	000000	121200	221540	00	000000																	
2386	01	9189	000000	121200	221541	00	000000																	
2387	01	9189	000000	121200	221542	00	000000																	
2388	01	9189	000000	121200	221543	00	000000																	
2389	01	9189	000000	121200	221545	00	000000																	
2370	01	9189	000000	121200	221546	00	000000																	
2371	01	9189	000000	121200	221547	00	000000																	
2372	01	9189	000000	121200	221548	00	000000																	
2373	01	9189	000000	121200	221550	00	000000																	
2374	01	9189	000000	121200	221551	00	000000																	
2375	01	9189	000000	121200	221556	00	000000																	
2376	01	9189	000000	121200	221558	00	000000																	
2377	01	9189	011515	121200	000000	00	000000																	
2378	01	9189	011936	121200	000000	00	000000																	
2379	01	9189	199999	121200	000000	00	000000																	
2380	01	9189	499999	121200	000000	00	000000																	
2381	01	9189	699999	121200	000000	00	000000																	
2382	01	9189	999999	121200	000000	00	000000																	
2383	01	9189	700028	121200	000000	00	000000																	
2384	01	9189	700028	121200	221520	00	000000																	
2385	01	9189	700033	121200	000000	00	000000																	
2386	01	9189	700035	121200	000000	00	000000																	
2387	01	9189	700019	121200	000000	00	000000																	
2388	01	9189	710017	121200	000000	00	000000																	
2389	01	9189	710020	121200	000000	00	000000																	
2390	01	9189	710022	121200	000000	00	000000																	
2391	01	9189	710028	121200	000000	00	000000																	
2392	01	9189	710028	121200	221530	00	000000																	
2393	01	9189	720006	121200	000000	00	000000	249200	292200	311200	292200	232200	517800	206500	211300	213000	316000	434000	371100			3666800		
2394	01	9189	720006	121200	221548	00	000000	00	00	00	00	00	00	00	00	00	00	00	00	00	00	00	00	
2395	01	9189	720028	121200	000000	00	000000	222400	159600	159600	23700	18700	86700	18700	18700	18700	18700	35700	52700	69700		885300		
2396								12452400	12136700	13668900	93267400	14335400	2307400	13235300	13001300	21654700	14446300	25877000	19162700			179266700		
2397																								
2398																								
2399																								
2400																								
2401																								

Slett summeringsrad
(her markert med gult)

Rydd i regnearket

The screenshot shows an Excel spreadsheet with the following structure:

	A	B	C	D	E	F	G	H	I	J	K	L	M	N	O	P	Q	R	S	T	U	V	W	
1	PERMA	ART	PROSJEKT	STED	ANALYSE	NOTISPART	AKTIVITET	Jan-15	Feb-15	Mai-15	Apr-15	Mai-15	Jun-15	Jul-15	Aug-15	Sep-15	Ok-15	Nov-15	Des-15	Avsl-15	Sum			
2	01	3000	000000	121200	000000	00	000000	0	0	0	0	0	0	0	0	0	0	0	0	0	0	0	0	
3	01	3000	000000	121200	221548	00	000000	0	0	0	0	0	0	0	0	0	0	0	0	0	0	0	0	0
4	01	3000	710005	121200	000000	00	000000	0	0	0	0	0	0	0	0	0	0	0	0	0	0	0	0	0
5	01	3031	000000	121200	000000	00	000000	0	0	0	0	0	0	0	0	0	0	0	0	0	0	0	0	0
6	01	3039	000000	121200	000000	00	000000	0	0	0	0	0	0	0	0	0	0	0	0	0	0	0	0	0
7	01	3130	100005	121200	000000	00	000000	0	0	0	0	0	0	0	0	0	0	0	0	0	0	0	0	0
8	01	3139	000000	121200	000000	00	000000	0	0	0	0	0	0	0	0	0	0	0	0	0	0	0	0	0
9	01	3139	000000	121200	221547	00	000000	0	0	0	0	0	0	0	0	0	0	0	0	0	0	0	0	0
10	01	3201	000000	121200	221542	00	000000	0	0	0	0	0	0	0	0	0	0	0	0	0	0	0	0	0
11	01	3204	000000	121200	000000	00	000000	0	0	0	0	0	0	0	0	0	0	0	0	0	0	0	0	0
12	01	3204	000000	121200	221538	00	000000	0	0	0	0	0	0	0	0	0	0	0	0	0	0	0	0	0
13	01	3231	000000	121200	000000	00	000000	0	0	0	0	0	0	0	0	0	0	0	0	0	0	0	0	0
14	01	3231	101490	121200	000000	00	000000	0	0	0	0	0	0	0	0	0	0	0	0	0	0	0	0	0
15	01	3231	101515	121200	000000	00	000000	0	0	0	0	0	0	0	0	0	0	0	0	0	0	0	0	0
16	01	3231	101571	121200	000000	00	000000	0	0	0	0	0	0	0	0	0	0	0	0	0	0	0	0	0
17	01	3231	101582	121200	000000	00	000000	0	0	0	0	0	0	0	0	0	0	0	0	0	0	0	0	0
18	01	3231	101812	121200	000000	00	000000	0	0	0	0	0	0	0	0	0	0	0	0	0	0	0	0	0
19	01	3233	000000	121200	000000	00	000000	0	0	0	0	0	0	0	0	0	0	0	0	0	0	0	0	0
20	01	3233	000000	121212	000000	00	000000	0	0	0	0	0	0	0	0	0	0	0	0	0	0	0	0	0
21	01	3233	700117	121200	221591	00	000000	0	0	0	0	0	0	0	0	0	0	0	0	0	0	0	0	0
22	01	3237	000000	121200	000000	00	000000	0	0	0	0	0	0	0	0	0	0	0	190000	0	0	190000	0	0
23	01	3237	000000	121200	221502	00	000000	0	0	0	0	0	0	0	0	0	0	0	0	0	0	0	0	0
24	01	3237	000000	121200	221503	00	000000	0	0	0	0	0	0	0	0	0	0	0	0	0	0	0	0	0
25	01	3237	000000	121200	221594	00	000000	0	0	0	0	0	0	0	0	0	0	0	0	0	0	0	0	0
26	01	3237	000000	121200	221522	00	000000	0	0	0	0	0	0	0	0	0	0	0	0	0	0	0	0	0
27	01	3237	000000	121200	221542	00	000000	0	0	0	0	0	0	0	0	0	0	0	0	0	0	0	0	0
28	01	3237	000000	121200	221544	00	000000	0	0	0	0	0	0	0	0	0	0	0	0	0	0	0	0	0
29	01	3237	000000	121200	221547	00	000000	0	0	0	0	0	0	0	0	0	0	0	0	0	0	0	0	0
30	01	3237	000000	121200	221548	00	000000	0	0	0	0	0	0	0	0	0	0	0	0	0	0	0	0	0
31	01	3237	000000	121200	221596	00	000000	0	0	0	0	0	0	0	0	0	0	0	0	0	0	0	0	0
32	01	3238	000000	121212	000000	00	000000	0	0	0	0	0	0	0	0	0	0	0	0	0	0	0	0	0
33	01	3239	000000	121200	000000	00	000000	0	0	0	0	0	0	0	0	0	0	0	0	0	0	0	0	0
34	01	3243	100005	121200	000000	00	000000	-15900	0	0	0	0	0	0	0	0	0	0	0	0	0	0	-15900	0
35	01	3244	100003	121200	000000	00	000000	0	0	0	0	0	0	0	0	0	0	0	0	0	0	0	0	0
36	01	3244	100005	121200	000000	00	000000	15900	0	0	0	0	0	0	0	0	0	0	0	0	0	0	0	15900
37	01	3400	199993	121200	000000	00	000000	0	0	0	0	0	0	0	0	0	0	0	0	0	0	0	0	0
38	01	3400	199995	121200	000000	00	000000	0	0	0	4429300	0	0	0	0	4429300	0	0	0	4429400	0	0	13288000	0
39	01	3401	199997	121200	000000	00	000000	0	0	0	0	0	0	0	0	0	0	0	0	0	0	0	0	0

Stå i tittelraden og slå på filtrering.

Rydd i regnearket

The screenshot shows an Excel spreadsheet with the following structure:

FIRMA	ART	PROSJEKT	STED	ANALYSE	HOTPART	AKTIVITET	Jan-15	Feb-15	Mär-15	Apr-15	Mai-15	Jun-15	Jul-15	Aug-15	Sep-15	Ok-15	Nov-15	Des-15	Avsl-15	Sum
01	3237	000000	121200	000000	00	000000	0	0	0	0	0	0	0	0	0	0	0	0	0	190000
01	3243	100005	121200	000000	00	000000	-15900	0	0	0	0	0	0	0	0	0	0	0	0	-15900
01	3244	100005	121200	000000	00	000000	15900	0	0	0	0	0	0	0	0	0	0	0	0	15900
01	3100	199995	121200	000000	00	000000	0	0	0	4129300	0	0	0	4129300	0	0	0	4129400	0	11288000
01	3403	199995	121200	000000	00	000000	657400	0	0	0	0	0	0	0	0	0	0	0	0	657400
01	3404	199995	121200	000000	00	000000	39600	647000	762000	-2934000	1358000	213000	808000	-3191300	2080300	1119000	1184000	-2692800	0	-607200
01	3410	219995	121200	000000	00	000000	0	0	452000	144600	0	0	0	144600	0	0	0	144800	0	886000
01	3413	219995	121200	000000	00	000000	441600	0	0	0	0	0	0	0	0	0	0	0	0	441600
01	3414	219995	121200	000000	00	000000	-402600	390000	-413000	-105600	119000	201000	39000	-105600	79000	39000	39000	-105800	0	-758500
01	3423	639995	121200	000000	00	000000	6175800	0	0	0	0	0	0	0	0	0	0	0	0	6175800
01	3424	639995	121200	000000	00	000000	-5037500	575900	572000	542000	495000	-19000	435000	445000	500000	525000	525000	495000	0	-546700
01	3428	639994	121200	000000	00	000000	5500	0	0	0	0	0	0	0	0	0	0	0	0	5500
01	3429	639994	121200	000000	00	000000	5500	0	0	0	0	0	0	0	0	0	0	0	0	-5500
01	3440	599995	121200	000000	00	000000	0	0	0	0	0	0	0	0	0	0	0	1940000	0	1940000
01	3443	599995	121200	000000	00	000000	-526400	0	0	0	0	0	0	0	0	0	0	0	0	-526400
01	3444	599995	121200	000000	00	000000	698400	203000	162000	207000	194000	-3000	185000	248000	160000	205000	155000	-1714000	0	700400
01	3450	499995	121200	000000	00	000000	0	0	0	452300	0	0	0	452300	0	0	0	452000	0	1356800
01	3453	499995	121200	000000	00	000000	362200	0	0	0	0	0	0	0	0	0	0	0	0	362200
01	3453	499995	121200	220010	00	000000	-15700	0	0	0	0	0	0	0	0	0	0	0	0	-15700
01	3454	499995	121200	000000	00	000000	-249200	113000	113000	-339300	113000	-4200	113000	-339300	113000	113000	113000	-341000	0	-482000
01	3454	499995	121200	220010	00	000000	15700	0	0	0	0	0	0	0	0	0	0	0	0	15700
01	3463	469995	121200	220010	00	000000	15700	0	0	0	0	0	0	0	0	0	0	0	0	15700
01	3464	469995	121200	220010	00	000000	-15700	0	0	0	0	0	0	0	0	0	0	0	0	-15700
01	3493	699995	121200	000000	00	000000	617900	0	0	0	0	0	0	0	0	0	0	0	0	617900
01	3494	699995	121200	000000	00	000000	617900	0	0	0	0	0	0	0	0	0	0	0	0	617900
01	3900	000000	121200	000000	00	000000	2356000	4275000	2356000	2356000	2356000	970000	2356000	2356000	2356000	2495000	2633000	2771000	0	29636000
01	3900	000000	121200	220010	00	000000	0	0	0	0	0	0	0	0	0	420000	0	0	0	420000
01	3900	000000	121212	000000	00	000000	0	2277000	0	0	0	0	0	0	0	0	0	0	0	2277000
01	3900	700910	121200	000000	00	000000	0	1295000	0	0	0	0	0	0	0	0	0	0	0	1295000
01	3900	710022	121200	220010	00	000000	0	0	0	0	0	40000	0	0	0	0	0	0	0	40000
01	3900	720006	121200	000000	00	000000	1757000	1757000	1757000	1757000	1757000	723000	1757000	1757000	1757000	1860000	1964000	2068000	0	20671000
01	3900	720006	121200	220010	00	000000	0	0	0	0	0	0	0	0	0	287200	287200	287200	289400	1148000
01	3900	720020	121200	000000	00	000000	293000	293000	293000	293000	293000	121000	293000	293000	293000	310000	327000	343000	0	3445000
01	5001	000000	121200	000000	00	000000	1286000	1286000	1225000	1225000	1259000	-213000	1437000	1562000	1562000	1562000	1562000	1562000	0	15315000
01	5001	000000	121212	000000	00	000000	0	0	0	92000	92000	92000	92000	92000	92000	92000	92000	92000	0	828000
01	5002	000000	121200	000000	00	000000	354000	354000	401000	401000	412000	-59000	412000	412000	412000	412000	412000	412000	0	4331000
01	5008	000000	121200	000000	00	000000	6000	6000	6000	6000	6000	-1000	6000	6000	6000	6000	6000	6000	0	65000
01	5008	000000	121212	000000	00	000000	6000	6000	6000	6000	6000	6000	-1000	6000	6000	6000	6000	6000	0	65000

Slå av filtrering, slik at alle rader som ikke var nullrader vises.

Kontroller avrunding

	J	K	L	M	N	O	P	Q	R	S	T	U	V	W	X	Y	Z	AA	AB	AC	AD	AE	AF	AG	AH	AI	AJ
1	Mar 15	Apr 15	Mai 15	Jun 15	Jul 15	Aug 15	Sep 15	Okt 15	Nov 15	Des 15	Avsl 15	Sum															
2	0	0	0	0	0	0	0	0	0	0	0	190000	0	190000													
3	0	0	0	0	0	0	0	0	0	0	0	-15900	0	-15900													
4	0	0	0	0	0	0	0	0	0	0	0	15900	0	15900													
5	0	4429300	0	0	0	0	4429300	0	0	0	4429400	0	13280000														
6	0	0	0	0	0	0	0	0	0	0	0	657400	0	657400													
7	762000	-2934000	1350000	213000	808000	-3191300	2080300	1119000	1184000	-2692800	0	-607200															
8	452000	144600	0	0	0	144600	0	0	0	144600	0	866000															
9	0	0	0	0	0	0	0	0	0	0	0	441600															
10	-413000	-105600	119000	20100	39000	-105600	79000	39000	30000	-105800	0	-758500															
11	0	0	0	0	0	0	0	0	0	0	0	6175800															
12	572000	541000	-495000	-19000	435000	-445000	500000	525000	525000	495000	0	-546700															
13	0	0	0	0	0	0	0	0	0	0	0	5500															
14	0	0	0	0	0	0	0	0	0	0	0	-5500															
15	0	0	0	0	0	0	0	0	0	0	0	1910000															
16	0	0	0	0	0	0	0	0	0	0	0	526100															
17	162000	207000	191003	-3000	185000	248000	160000	205000	155000	1711000	0	700103															
18	0	-452300	0	0	0	452300	0	0	0	452200	0	1356800															
19	0	0	0	0	0	0	0	0	0	0	0	362200															
20	0	0	0	0	0	0	0	0	0	0	0	-15700															
21	113000	-339300	113000	-4200	113000	-339300	113000	113000	113000	-341000	0	-482000															
22	0	0	0	0	0	0	0	0	0	0	0	15700															
23	0	0	0	0	0	0	0	0	0	0	0	15700															
24	0	0	0	0	0	0	0	0	0	0	0	-15700															
25	0	0	0	0	0	0	0	0	0	0	0	617900															
26	0	0	0	0	0	0	0	0	0	0	0	-617900															
27	2356000	2356000	2356000	970000	2356000	2356000	2356000	2495000	2633000	2771000	0	29636000															
28	0	0	0	0	0	0	0	420000	0	0	0	420000															
29	0	0	0	0	0	0	0	0	0	0	0	2277000															
30	0	0	0	0	0	0	0	0	0	0	0	1295000															
31	0	0	0	40000	0	0	0	0	0	0	0	40000															
32	1757000	1757000	1757000	723000	1757000	1757000	1757000	1860000	1964000	2068000	0	20671000															
33	0	0	0	0	0	0	0	287200	287200	287200	0	1146000															
34	293000	293000	293000	121000	293000	293000	293000	310000	327000	343000	0	3445000															
35	1225000	1225000	1225000	-213000	1437000	1562000	1562000	1562000	1562000	1562000	0	15315000															
36	0	92000	92000	92000	92000	92000	92000	92000	92000	92000	0	628000															
37	401000	401000	412000	-63000	412000	412000	412000	412000	412000	412000	0	4331000															
38	6000	6000	6000	-1000	6000	6000	6000	6000	6000	6000	0	65000															
39	6000	6000	6000	1000	6000	6000	6000	6000	6000	6000	0	65000															

Kontroller at alle beløp er avrundet til minimum hele 100:

Skriv inn følgende formel i celle W2:
=HVIS(AVRUND(H2;-2)-H2=0;"";"FEIL")

Celle W2 vil da vises som blank om verdi i celle A2 er avrundet til nærmeste hele 100, og med teksten FEIL om verdien i celle A2 ikke er avrundet til nærmeste hele 100.

Kopier bort til kolonne AJ og så langt ned som dataområdet går.

(Cellereferansene må endres om dataområdet ikke starter i celle A1 eller om rad under tittelrad ikke er slettet)

Kontroller avrunding

	A	B	C	D	E	F	G	H	I	J	K	L	M	N	O	P	Q	R	S	T	U	V	W	
1	FIRMA	ART	PROSJEKT	STED	ANALYSE	MOTPART	AKTIVITET	Jan-15	Feb-15	Mar-15	Apr-15	Mai-15	Jun-15	Jul-15	Aug-15	Sep-15	Okt-15	Nov-15	Des-15	Avt-15	Sum			
2	01	3237	000000	121200	000000	00	000000	0	0	0	0	0	0	0	0	0	0	0	190000	0	190000			
3	01	3243	100005	121200	000000	00	000000	-15900	0	0	0	0	0	0	0	0	0	0	0	0	0	-15900		
4	01	3244	100005	121200	000000	00	000000	15900	0	0	0	0	0	0	0	0	0	0	0	0	0	15900		
5	01	3400	199995	121200	000000	00	000000	0	0	0	4429300	0	0	0	4429300	0	0	0	0	4429400	0	13288000		
6	01	3403	199995	121200	000000	00	000000	657100	0	0	0	0	0	0	0	0	0	0	0	0	0	657100		
7	01	3404	199995	121200	000000	00	000000	39600	647000	762000	-2934000	1358000	213000	808000	-3191300	2080300	1119000	1184000	-2692800	0	-607200			
8	01	3410	199995	121200	000000	00	000000	0	0	452000	144600	0	0	0	0	144600	0	0	0	144800	0	886000		
9	01	3413	219995	121200	000000	00	000000	441600	0	0	0	0	0	0	0	0	0	0	0	0	0	441600		
10	01	3414	219995	121200	000000	00	000000	-402600	39000	-413000	-105600	119000	20100	39000	-105600	79000	39000	39000	-105800	0	-78500			
11	01	3423	639995	121200	000000	00	000000	6175800	0	0	0	0	0	0	0	0	0	0	0	0	0	6175800		
12	01	3424	639995	121200	000000	00	000000	-5637500	575800	572000	542000	495000	-19000	435000	445000	500000	525000	525000	495000	0	-546700			
13	01	3428	639994	121200	000000	00	000000	5500	0	0	0	0	0	0	0	0	0	0	0	0	0	5500		
14	01	3429	639994	121200	000000	00	000000	-5500	0	0	0	0	0	0	0	0	0	0	0	0	0	-5500		
15	01	3440	599995	121200	000000	00	000000	0	0	0	0	0	0	0	0	0	0	0	1940000	0	1940000			
16	01	3443	599995	121200	000000	00	000000	-526400	0	0	0	0	0	0	0	0	0	0	0	0	0	-526400		
17	01	3444	599995	121200	000000	00	000000	698400	203000	162000	207000	194000	-3000	185000	248000	160000	205000	155000	-1714000	0	700400			
18	01	3450	499995	121200	000000	00	000000	0	0	0	452300	0	0	0	0	452300	0	0	0	452200	0	1356800		
19	01	3453	499995	121200	000000	00	000000	362200	0	0	0	0	0	0	0	0	0	0	0	0	0	362200		
20	01	3453	499995	121200	000000	00	000000	-15700	0	0	0	0	0	0	0	0	0	0	0	0	0	-15700		
21	01	3454	499995	121200	000000	00	000000	-249200	113000	113000	-339300	113000	-4200	113000	-339300	113000	113000	113000	-341000	0	-482000			
22	01	3454	499995	121200	220010	00	000000	15700	0	0	0	0	0	0	0	0	0	0	0	0	0	15700		
23	01	3463	469995	121200	220010	00	000000	15700	0	0	0	0	0	0	0	0	0	0	0	0	0	15700		
24	01	3464	469995	121200	220010	00	000000	-15700	0	0	0	0	0	0	0	0	0	0	0	0	0	-15700		
25	01	3493	699995	121200	000000	00	000000	617900	0	0	0	0	0	0	0	0	0	0	0	0	0	617900		
26	01	3494	699995	121200	000000	00	000000	-617900	0	0	0	0	0	0	0	0	0	0	0	0	0	-617900		
27	01	3900	000000	121200	000000	00	000000	2356000	4275000	2356000	2356000	2356000	970000	2356000	2356000	2356000	2495000	2633000	2771000	0	29636000			
28	01	3900	000000	121200	220010	00	000000	0	0	0	0	0	0	0	0	0	420000	0	0	0	0	420000		
29	01	3900	000000	121212	000000	00	000000	0	2277000	0	0	0	0	0	0	0	0	0	0	0	0	2277000		
30	01	3900	700910	121200	000000	00	000000	0	1295000	0	0	0	0	0	0	0	0	0	0	0	0	1295000		
31	01	3900	710022	121200	220010	00	000000	0	0	0	0	0	4000	0	0	0	0	0	0	0	0	4000		
32	01	3900	720006	121200	000000	00	000000	1757000	1757000	1757000	1757000	1757000	723000	1757000	1757000	1757000	1860000	1964000	2068000	0	20671000			
33	01	3900	720006	121200	220010	00	000000	0	0	0	0	0	0	0	0	287200	287200	287200	286400	0	1148000			
34	01	3900	720020	121200	000000	00	000000	293000	293000	293000	293000	293000	121000	293000	293000	293000	310000	327000	343000	0	3445000			
35	01	5001	000000	121200	000000	00	000000	1286000	1286000	1225000	1225000	1259000	-213000	-1437000	1562000	1562000	1562000	1562000	1562000	1562000	0	15315000		
36	01	5001	000000	121212	000000	00	000000	0	0	92000	92000	92000	92000	92000	92000	92000	92000	92000	92000	92000	0	828000		
37	01	5002	000000	121200	000000	00	000000	354000	354000	401000	412000	412000	-63000	412000	412000	412000	412000	412000	412000	412000	0	4331000		
38	01	5008	000000	121200	000000	00	000000	6000	6000	6000	6000	6000	-1000	6000	6000	6000	6000	6000	6000	6000	0	60000		
39	01	5006	000000	121212	000000	00	000000	6000	6000	6000	6000	6000	-1000	6000	6000	6000	6000	6000	6000	6000	0	60000		

Marker cellene med feil avrunding, og slett formlene i kolonne W til AJ.

Rett fortegn

The screenshot shows an Excel spreadsheet with a budget table. The columns are labeled as follows:

FIRMA	ART	PROSJEKT	STED	ANALYSE	MOTPART	AKTIVITET	Jan-15	Feb-15	Mar-15	Apr-15	Mai-15	Jun-15	Jul-15	Aug-15	Sep-15	Okt-15	Nov-15	Des-15	Avsl-15	Sum	Beløp
01	3237	000000	121200	000000	00	000000	0	0	0	0	0	0	0	0	0	0	0	190000	0	190000	0
01	3243	100005	121200	000000	00	000000	-15900	0	0	0	0	0	0	0	0	0	0	0	0	0	-15900
01	3244	100005	121200	000000	00	000000	15900	0	0	0	0	0	0	0	0	0	0	0	0	0	15900
01	3400	199995	121200	000000	00	000000	0	0	0	4429300	0	0	0	0	4429300	0	0	0	4429400	0	13288000
01	3403	199995	121200	000000	00	000000	657400	0	0	0	0	0	0	0	0	0	0	0	0	0	657400
01	3404	199995	121200	000000	00	000000	39600	647000	762000	-2934000	1358000	213000	808000	-3191300	2080300	1119000	1184000	-2692800	0	-607200	
01	3410	219995	121200	000000	00	000000	0	0	452000	141600	0	0	0	141600	0	0	0	141800	0	886000	
01	3413	219995	121200	000000	00	000000	441600	0	0	0	0	0	0	0	0	0	0	0	0	441600	0
01	3414	219995	121200	000000	00	000000	-402600	39000	-413000	-105600	119000	20100	39000	-105600	79000	39000	39000	-105800	0	-758500	
01	3423	639995	121200	000000	00	000000	6175800	0	0	0	0	0	0	0	0	0	0	0	0	0	6175800
01	3424	639995	121200	000000	00	000000	-5637500	575800	572000	542000	495000	-19000	435000	445000	500000	525000	525000	495000	0	-546700	
01	3428	639994	121200	000000	00	000000	5500	0	0	0	0	0	0	0	0	0	0	0	0	0	5500
01	3429	639994	121200	000000	00	000000	-5500	0	0	0	0	0	0	0	0	0	0	0	0	0	-5500
01	3440	599995	121200	000000	00	000000	0	0	0	0	0	0	0	0	0	0	0	1940000	0	1940000	0
01	3443	599995	121200	000000	00	000000	-526400	0	0	0	0	0	0	0	0	0	0	0	0	0	-526400
01	3444	599995	121200	000000	00	000000	698400	203000	162000	207000	194000	-3000	185000	248000	160000	205000	155000	-1714000	0	700400	
01	3450	499995	121200	000000	00	000000	0	0	0	452300	0	0	0	452300	0	0	0	452200	0	1356800	0
01	3453	499995	121200	000000	00	000000	362200	0	0	0	0	0	0	0	0	0	0	0	0	0	362200
01	3453	499995	121200	220010	00	000000	-15700	0	0	0	0	0	0	0	0	0	0	0	0	0	-15700
01	3454	499995	121200	000000	00	000000	-249200	113000	113000	-339300	113000	-4200	113000	-339300	113000	113000	113000	-341000	0	-482000	0
01	3454	499995	121200	220010	00	000000	15700	0	0	0	0	0	0	0	0	0	0	0	0	0	15700
01	3463	469995	121200	220010	00	000000	15700	0	0	0	0	0	0	0	0	0	0	0	0	0	15700
01	3464	469995	121200	220010	00	000000	-15700	0	0	0	0	0	0	0	0	0	0	0	0	0	-15700
01	3493	699995	121200	000000	00	000000	617900	0	0	0	0	0	0	0	0	0	0	0	0	0	617900
01	3494	699995	121200	000000	00	000000	-617900	0	0	0	0	0	0	0	0	0	0	0	0	0	-617900
01	3900	000000	121200	000000	00	000000	2356000	4275000	2356000	2356000	2356000	970000	2356000	2356000	2356000	2495000	2633000	2771000	0	29636000	0
01	3900	000000	121200	220010	00	000000	0	0	0	0	0	0	0	0	420000	0	0	0	0	0	420000
01	3900	000000	121212	000000	00	000000	0	2277000	0	0	0	0	0	0	0	0	0	0	0	0	2277000
01	3900	700910	121200	000000	00	000000	0	1295000	0	0	0	0	0	0	0	0	0	0	0	0	1295000
01	3900	710022	121200	220010	00	000000	0	0	0	0	0	40000	0	0	0	0	0	0	0	0	40000
01	3900	720006	121200	000000	00	000000	1757000	1757000	1757000	1757000	1757000	723000	1757000	1757000	1757000	1860000	1964000	2068000	0	20671000	0
01	3900	720006	121200	220010	00	000000	0	0	0	0	0	0	0	0	287200	287200	287200	286400	0	1148000	0
01	3900	720020	121200	000000	00	000000	293000	293000	293000	293000	293000	121000	293000	293000	293000	310000	327000	343000	0	3445000	0
01	8731	199995	121200	000000	00	000000	0	0	0	2465300	0	0	0	0	2465200	0	2465300	0	0	0	7395800

ADI snur, som kjent, inntektsartene (dvs. alle arter som starter på 3, samt gjennomstrømmingsartene 873x).

For å kunne kontrollere budsjettene lager vi derfor ny kolonne for beløp, der vi bytter fortegn på inntektsartene.

Gi kolonne V tittelen Beløp, slå på filtre og filtrer slik at bare inntektsartene er synlige.

Rett fortegn

The screenshot displays an Excel spreadsheet titled 'Bok1 - Excel'. The interface includes a ribbon with tabs like 'Filer', 'Hjem', 'Sett inn', 'Sideoppsett', 'Formler', 'Data', 'Se gjennom', 'Visning', and 'Fortell meg hva du vil gjøre...'. The spreadsheet data is organized as follows:

	A	B	C	D	E	F	G	H	I	J	K	L	M	N	O	P	Q	R	S	T	U	V	W	
1	FIRMA	ART	PROSJEKT	STED	ANALYSE	MOTPART	AKTIVITET	Jan-15	Feb-15	Mar-15	Apr-15	Mai-15	Jun-15	Jul-15	Aug-15	Sep-15	Oct-15	Nov-15	Des-15	Avsl-15	Sum	Beløp		
2	01	3237	000000	121200	000000	00	000000	0	0	0	0	0	0	0	0	0	0	0	0	190000	0	190000	-190000	
3	01	3243	100005	121200	000000	00	000000	-15900	0	0	0	0	0	0	0	0	0	0	0	0	0	0	-15900	15900
4	01	3244	100005	121200	000000	00	000000	15900	0	0	0	0	0	0	0	0	0	0	0	0	0	0	15900	-15900
5	01	3400	199995	121200	000000	00	000000	0	0	0	4429300	0	0	0	4429300	0	0	0	0	4429400	0	13288000	-13288000	
6	01	3403	199995	121200	000000	00	000000	657400	0	0	0	0	0	0	0	0	0	0	0	0	0	0	657400	-657400
7	01	3404	199995	121200	000000	00	000000	39600	647000	762000	-2934000	1358000	213000	808000	-3191300	2080300	1119000	1104000	-2692000	0	-607200	607200	0	
8	01	3410	219995	121200	000000	00	000000	0	0	452000	144600	0	0	0	144600	0	0	0	0	144000	0	0	0	0
9	01	3413	219995	121200	000000	00	000000	441600	0	0	0	0	0	0	0	0	0	0	0	0	0	0	0	0
10	01	3414	219995	121200	000000	00	000000	-402600	39000	-413000	-105600	119000	20100	39000	-105600	79000	39000	39000	-105800	0	-758500	758500	0	
11	01	3423	639995	121200	000000	00	000000	6175800	0	0	0	0	0	0	0	0	0	0	0	0	0	0	0	0
12	01	3424	639995	121200	000000	00	000000	-5637500	575800	572000	542000	495000	-159000	435000	445000	500000	525000	525000	495000	0	-546700	546700	0	
13	01	3428	639994	121200	000000	00	000000	5500	0	0	0	0	0	0	0	0	0	0	0	0	0	0	0	0
14	01	3429	639994	121200	000000	00	000000	-5500	0	0	0	0	0	0	0	0	0	0	0	0	0	0	0	0
15	01	3440	599995	121200	000000	00	000000	0	0	0	0	0	0	0	0	0	0	0	0	1940000	0	1940000	-1940000	0
16	01	3443	599995	121200	000000	00	000000	-526400	0	0	0	0	0	0	0	0	0	0	0	0	0	0	0	0
17	01	3444	599995	121200	000000	00	000000	698400	203000	162000	207000	194000	-3000	185000	248000	160000	205000	155000	-1714000	0	700400	-700400	0	
18	01	3450	499995	121200	000000	00	000000	0	0	0	452000	0	0	0	452000	0	0	0	0	452000	0	1356000	-1356000	0
19	01	3453	499995	121200	000000	00	000000	362200	0	0	0	0	0	0	0	0	0	0	0	0	0	0	0	0
20	01	3453	499995	121200	220010	00	000000	15700	0	0	0	0	0	0	0	0	0	0	0	0	0	0	0	0
21	01	3454	499995	121200	000000	00	000000	-249200	113000	113000	-339300	113000	-4200	113000	-339300	113000	113000	113000	-341000	0	-482000	482000	0	
22	01	3454	499995	121200	220010	00	000000	15700	0	0	0	0	0	0	0	0	0	0	0	0	0	0	0	0
23	01	3463	469995	121200	220010	00	000000	15700	0	0	0	0	0	0	0	0	0	0	0	0	0	0	0	0
24	01	3464	469995	121200	220010	00	000000	-15700	0	0	0	0	0	0	0	0	0	0	0	0	0	0	0	0
25	01	3493	699995	121200	000000	00	000000	617900	0	0	0	0	0	0	0	0	0	0	0	0	0	0	0	0
26	01	3494	699995	121200	000000	00	000000	-617900	0	0	0	0	0	0	0	0	0	0	0	0	0	0	0	0
27	01	3900	000000	121200	000000	00	000000	2356000	4275000	2356000	2356000	2356000	970000	2356000	2356000	2356000	2495000	2633000	2771000	0	29636000	-29636000	0	
28	01	3900	000000	121200	220010	00	000000	0	0	0	0	0	0	0	0	420000	0	0	0	0	0	0	0	0
29	01	3900	000000	121212	000000	00	000000	0	2277000	0	0	0	0	0	0	0	0	0	0	0	0	0	0	0
30	01	3900	700910	121200	000000	00	000000	0	1295000	0	0	0	0	0	0	0	0	0	0	0	0	0	0	0
31	01	3900	710022	121200	220010	00	000000	0	0	0	0	0	40000	0	0	0	0	0	0	0	0	0	0	0
32	01	3900	720006	121200	000000	00	000000	1757000	1757000	1757000	1757000	1757000	723000	1757000	1757000	1757000	1866000	1964000	2068000	0	20671000	-20671000	0	
33	01	3900	720006	121200	220010	00	000000	0	0	0	0	0	0	0	0	287200	287200	287200	286400	0	1148000	-1148000	0	
34	01	3900	720020	121200	000000	00	000000	293000	293000	293000	293000	293000	121000	293000	293000	293000	310000	327000	343000	0	3445000	-3445000	0	
212	01	8731	199995	121200	000000	00	000000	0	0	0	2465300	0	0	0	0	0	2465200	0	2465300	0	0	0	0	0

Skriv inn – etterfulgt av cellereferanse for sum i samme rad i kolonnen Beløp.

Retts fortegn

The screenshot shows an Excel spreadsheet with the following structure:

	A	B	C	D	E	F	G	H	I	J	K	L	M	N	O	P	Q	R	S	T	U	V	W
1	FIRMA	ART	PROSJEKT	STED	ANALYSE	HOTPART	AKTIVITET	Jan-15	Feb-15	Mar-15	Apr-15	Mai-15	Jun-15	Jul-15	Aug-15	Sep-15	Okt-15	Nov-15	Des-15	Avsl-15	Sum	Beløp	
35	01	5001	000000	121200	000000	00	000000	1286000	1286000	1225000	1225000	1259000	-213000	1437000	1562000	1562000	1562000	1562000	1562000	0	15315000		
36	01	5001	000000	121212	000000	00	000000	0	0	0	92000	92000	92000	92000	92000	92000	92000	92000	92000	92000	0	828000	
37	01	5002	000000	121200	000000	00	000000	354000	354000	401000	401000	412000	63000	412000	412000	412000	412000	412000	412000	412000	0	4331000	
38	01	5008	000000	121200	000000	00	000000	6000	6000	6000	6000	6000	-1000	6000	6000	6000	6000	6000	6000	6000	0	65000	
39	01	5008	000000	121212	000000	00	000000	6000	6000	6000	6000	6000	-1000	6000	6000	6000	6000	6000	6000	6000	0	65000	
40	01	5081	000000	121200	000000	00	000000	200000	200000	199000	199000	204000	-34000	226000	241000	241000	241000	241000	241000	241000	0	2399000	
41	01	5081	000000	121212	000000	00	000000	1000	1000	1000	13000	13000	12000	12000	12000	12000	12000	12000	12000	12000	0	113000	
42	01	5101	000000	121200	000000	00	000000	23000	23000	23000	23000	24000	-4000	24000	24000	24000	24000	24000	24000	24000	0	256000	
43	01	5101	199995	121200	000000	00	000000	84000	84000	84000	127000	130000	-20000	130000	130000	130000	130000	130000	130000	130000	0	1269000	
44	01	5101	219995	121200	000000	00	000000	20000	20000	20000	20000	20000	-3000	20000	20000	20000	20000	20000	20000	20000	0	217000	
45	01	5101	599995	121200	000000	00	000000	92000	92000	92000	92000	92000	-15000	92000	95000	95000	95000	95000	95000	95000	0	1018000	
46	01	5101	639995	121200	000000	00	000000	249000	249000	249000	249000	221000	-34000	221000	221000	221000	221000	221000	221000	221000	0	2509000	
47	01	5102	000000	121200	000000	00	000000	83000	83000	83000	83000	85000	-13000	85000	85000	85000	85000	85000	85000	85000	0	914000	
48	01	5102	199995	121200	000000	00	000000	68000	68000	68000	68000	70000	-18000	119000	119000	119000	119000	119000	119000	119000	0	1038000	
49	01	5103	199995	121200	000000	00	000000	120000	83000	83000	83000	87000	-13000	87000	129000	171000	171000	171000	171000	171000	0	1343000	
50	01	5103	499995	121200	000000	00	000000	41000	41000	41000	41000	41000	-6000	41000	41000	41000	41000	41000	41000	41000	0	445000	
51	01	5103	720006	121200	000000	00	000000	890000	853000	853000	853000	880000	-135000	913000	913000	904000	904000	904000	904000	904000	0	9636000	
52	01	5103	720020	121200	000000	00	000000	42000	83000	83000	163000	167000	26000	167000	167000	167000	167000	167000	167000	167000	0	1514000	
53	01	5104	199995	121200	000000	00	000000	27000	27000	27000	27000	26000	-4000	26000	26000	26000	26000	26000	26000	26000	0	300000	
54	01	5106	000000	121200	000000	00	000000	34000	34000	34000	34000	35000	-5000	35000	35000	35000	35000	35000	35000	35000	0	376000	
55	01	5106	000000	121200	221598	00	000000	9000	9000	9000	9000	9000	-1000	9000	9000	9000	9000	9000	9000	9000	0	179000	
56	01	5112	000000	121200	221513	00	000000	0	0	55000	0	0	25000	0	0	55000	0	0	55000	0	0	190000	
57	01	5114	000000	121200	221523	00	000000	0	15200	0	0	0	0	0	0	15200	0	0	0	0	0	30400	
58	01	5115	000000	121200	221508	00	000000	75000	75000	75000	75000	75000	-11000	75000	75000	75000	75000	75000	75000	75000	0	814000	
59	01	5181	000000	121200	000000	00	000000	14000	14000	14000	14000	14000	-2000	14000	14000	14000	14000	14000	14000	14000	0	152000	
60	01	5181	000000	121200	221508	00	000000	9000	9000	9000	9000	9000	-1000	9000	9000	9000	9000	9000	9000	9000	0	98000	
61	01	5181	000000	121200	221513	00	000000	0	0	6000	0	0	3000	0	0	6000	0	0	6000	0	0	21000	
62	01	5181	000000	121200	221523	00	000000	0	1800	0	0	0	0	0	0	1800	0	0	0	0	0	3600	
63	01	5181	000000	121200	221598	00	000000	1000	1000	1000	1000	1000	0	1000	1000	1000	1000	1000	1000	1000	0	11000	
64	01	5181	199995	121200	000000	00	000000	36000	32000	32000	37000	38000	-7000	44000	49000	54000	54000	54000	54000	54000	0	477000	
65	01	5181	219995	121200	000000	00	000000	2000	2000	2000	2000	2000	0	2000	2000	2000	2000	2000	2000	2000	0	22000	
66	01	5181	499995	121200	000000	00	000000	5000	5000	5000	5000	5000	-1000	5000	5000	5000	5000	5000	5000	5000	0	54000	
67	01	5181	599995	121200	000000	00	000000	11000	11000	11000	11000	11000	2000	11000	11000	11000	11000	11000	11000	11000	0	119000	
68	01	5181	639995	121200	000000	00	000000	30000	30000	30000	30000	26000	-4000	26000	26000	26000	26000	26000	26000	26000	0	298000	
69	01	5181	720006	121200	000000	00	000000	107000	102000	102000	102000	106000	-16000	110000	110000	108000	108000	108000	109000	109000	0	1156000	
70	01	5181	720020	121200	000000	00	000000	5000	10000	10000	20000	20000	-3000	20000	20000	20000	20000	20000	20000	20000	0	182000	
71	01	5251	000000	121200	000000	00	000000	4000	4000	4000	4000	4000	4000	4000	4000	4000	4000	4000	4000	4000	0	48000	
72	01	5251	000000	121200	221598	00	000000	1000	1000	1000	1000	1000	0	1000	1000	1000	1000	1000	1000	1000	0	11000	

Fjern filtrering for art, og filtrer slik at bare rader med tomme celler i kolonne for beløp vises.

Inntektsartene vil da ikke være synlige.

Rett fortegn

	A	B	C	D	E	F	G	H	I	J	K	L	M	N	O	P	Q	R	S	T	U	V	W
1	FIRMA	ART	PROSJEKT	STED	ANALYSE	MOTPART	AKTIVITET	Jan-15	Feb-15	Mar-15	Apr-15	Mar-15	Jun-15	Jul-15	Aug-15	Sep-15	Okt-15	Nov-15	Des-15	Apr-15	Sum	Beløp	T
35	01	5001	000000	121200	000000	00	000000	1206000	1206000	1225000	1225000	1259000	-213000	1437000	1562000	1562000	1562000	1562000	1562000	0	15315000	15315000	
36	01	5001	000000	121212	000000	00	000000	0	0	0	92000	92000	92000	92000	92000	92000	92000	92000	92000	0	828000	828000	
37	01	5002	000000	121200	000000	00	000000	354000	354000	401000	401000	412000	-63000	412000	412000	412000	412000	412000	412000	0	4331000	4331000	
38	01	5008	000000	121200	000000	00	000000	6000	6000	6000	6000	6000	-1000	6000	6000	6000	6000	6000	6000	0	65000	65000	
39	01	5008	000000	121212	000000	00	000000	6000	6000	6000	6000	6000	-1000	6000	6000	6000	6000	6000	6000	0	65000	65000	
40	01	5081	000000	121200	000000	00	000000	2000000	2000000	1990000	1990000	2040000	-340000	2265000	2410000	2410000	2410000	2410000	2410000	0	23990000	23990000	
41	01	5081	000000	121212	000000	00	000000	1000	1000	1000	13000	13000	12000	12000	12000	12000	12000	12000	12000	0	113000	113000	
42	01	5101	000000	121200	000000	00	000000	23000	23000	23000	23000	24000	-4000	24000	24000	24000	24000	24000	24000	0	256000	256000	
43	01	5101	199995	121200	000000	00	000000	84000	84000	84000	127000	130000	-20000	130000	130000	130000	130000	130000	130000	0	1269000	1269000	
44	01	5101	219995	121200	000000	00	000000	20000	20000	20000	20000	20000	-3000	20000	20000	20000	20000	20000	20000	0	217000	217000	
45	01	5101	599995	121200	000000	00	000000	92000	92000	92000	92000	92000	-15000	95000	95000	95000	95000	95000	95000	0	1018000	1018000	
46	01	5101	639995	121200	000000	00	000000	2490000	2490000	2490000	2490000	2210000	-340000	2210000	2210000	2210000	2210000	2210000	2210000	0	25090000	25090000	
47	01	5102	000000	121200	000000	00	000000	83000	83000	83000	83000	85000	-13000	85000	85000	85000	85000	85000	85000	0	914000	914000	
48	01	5102	199995	121200	000000	00	000000	68000	68000	68000	68000	70000	-18000	119000	119000	119000	119000	119000	119000	0	1038000	1038000	
49	01	5103	199995	121200	000000	00	000000	120000	83000	83000	83000	87000	-13000	87000	129000	171000	171000	171000	171000	0	1343000	1343000	
50	01	5103	499995	121200	000000	00	000000	41000	41000	41000	41000	41000	-6000	41000	41000	41000	41000	41000	41000	0	445000	445000	
51	01	5103	720006	121200	000000	00	000000	890000	853000	853000	853000	880000	-135000	913000	913000	904000	904000	904000	904000	0	9636000	9636000	
52	01	5103	720020	121200	000000	00	000000	42000	83000	83000	163000	167000	-28000	167000	167000	167000	167000	167000	167000	0	1514000	1514000	
53	01	5104	199995	121200	000000	00	000000	27000	27000	27000	27000	28000	-4000	28000	28000	28000	28000	28000	28000	0	300000	300000	
54	01	5106	000000	121200	000000	00	000000	34000	34000	34000	34000	35000	-5000	35000	35000	35000	35000	35000	35000	0	376000	376000	
55	01	5106	000000	121200	221598	00	000000	9000	9000	9000	9000	9000	-1000	9000	9000	9000	9000	9000	9000	0	179000	179000	
56	01	5112	000000	121200	221513	00	000000	0	0	55000	0	0	25000	0	0	55000	0	0	55000	0	190000	190000	
57	01	5114	000000	121200	221523	00	000000	0	15200	0	0	0	0	0	0	15200	0	0	0	0	30400	30400	
58	01	5115	000000	121200	221508	00	000000	75000	75000	75000	75000	75000	-11000	75000	75000	75000	75000	75000	75000	0	814000	814000	
59	01	5181	000000	121200	000000	00	000000	14000	14000	14000	14000	14000	-2000	14000	14000	14000	14000	14000	14000	0	152000	152000	
60	01	5181	000000	121200	221508	00	000000	9000	9000	9000	9000	9000	-1000	9000	9000	9000	9000	9000	9000	0	98000	98000	
61	01	5181	000000	121200	221513	00	000000	0	0	6000	0	0	3000	0	0	6000	0	0	6000	0	21000	21000	
62	01	5181	000000	121200	221523	00	000000	0	1800	0	0	0	0	0	1800	0	0	0	0	0	3600	3600	
63	01	5181	000000	121200	221598	00	000000	1000	1000	1000	1000	1000	0	1000	1000	1000	1000	1000	1000	0	11000	11000	
64	01	5181	199995	121200	000000	00	000000	38000	32000	32000	37000	38000	-7000	44000	49000	54000	54000	54000	54000	0	477000	477000	
65	01	5181	219995	121200	000000	00	000000	2000	2000	2000	2000	2000	0	2000	2000	2000	2000	2000	2000	0	22000	22000	
66	01	5181	499995	121200	000000	00	000000	5000	5000	5000	5000	5000	-1000	5000	5000	5000	5000	5000	5000	0	54000	54000	
67	01	5181	599995	121200	000000	00	000000	11000	11000	11000	11000	11000	-2000	11000	11000	11000	11000	11000	11000	0	119000	119000	
68	01	5181	639995	121200	000000	00	000000	30000	30000	30000	30000	26000	-4000	26000	26000	26000	26000	26000	26000	0	298000	298000	
69	01	5181	720006	121200	000000	00	000000	107000	102000	102000	102000	106000	-16000	110000	108000	108000	108000	108000	108000	0	1156000	1156000	
70	01	5181	720020	121200	000000	00	000000	5000	10000	10000	20000	20000	-3000	20000	20000	20000	20000	20000	20000	0	182000	182000	
71	01	5251	000000	121200	000000	00	000000	4000	4000	4000	4000	4000	4000	4000	4000	4000	4000	4000	4000	0	48000	48000	
72	01	5251	000000	121200	221598	00	000000	1000	1000	1000	1000	1000	0	1000	1000	1000	1000	1000	1000	0	11000	11000	

Skriv inn formel slik at cellene som nå er synlige i kolonnen for Beløp har samme verdi som cellen med sum på samme rad.

Fjern deretter filtrering.

Marker kolonnen fra celle V2 og så langt ned som det er tall, kopier og lim inn som tekst. Dette fordi det ikke er hensiktsmessig at det ligger formler her.

Skill mellom GB og BOA

The screenshot shows an Excel spreadsheet with the following structure:

- Columns A-G:** Project details including FIRMA, ART, PROSJEKT, STED, ANALYSE, MOTPART, and AKTIVITET.
- Columns H-W:** Monthly financial data from Jan-15 to Dec-15, followed by Sum, Belop, and Område.

	A	B	C	D	E	F	G	H	I	J	K	L	M	N	O	P	Q	R	S	T	U	V	W	
	FIRMA	ART	PROSJEKT	STED	ANALYSE	MOTPART	AKTIVITET	Jan-15	Feb-15	Mar-15	Apr-15	Mai-15	Jun-15	Jul-15	Aug-15	Sep-15	Okt-15	Nov-15	Des-15	Avsl-15	Sum	Belop	Område	
1																								
2	01	3237	000000	121200	000000	00	000000	0	0	0	0	0	0	0	0	0	0	0	190000	0	190000	190000	-190000	
27	01	3900	000000	121200	000000	00	000000	2356000	4275000	2356000	2356000	2356000	970000	2356000	2356000	2356000	2495000	2633000	2771000	0	29636000	-29636000		
28	01	3900	000000	121200	220010	00	000000	0	0	0	0	0	0	0	420000	0	0	0	0	0	0	420000	-420000	
29	01	3900	000000	121212	000000	00	000000	0	2277000	0	0	0	0	0	0	0	0	0	0	0	0	2277000	-2277000	
30	01	3900	700910	121200	000000	00	000000	0	1295000	0	0	0	0	0	0	0	0	0	0	0	0	1295000	-1295000	
31	01	3900	710022	121200	220010	00	000000	0	0	0	0	0	40000	0	0	0	0	0	0	0	0	40000	-40000	
32	01	3900	720006	121200	000000	00	000000	1757000	1757000	1757000	1757000	1757000	723000	1757000	1757000	1757000	1860000	1964000	2068000	0	20671000	-20671000		
33	01	3900	720006	121200	220010	00	000000	0	0	0	0	0	0	0	287200	287200	287200	286400	0	0	0	1148000	-1148000	
34	01	3900	720020	121200	000000	00	000000	293000	293000	293000	293000	293000	121000	293000	293000	293000	310000	327000	343000	0	3445000	-3445000		
35	01	5001	000000	121200	000000	00	000000	1286000	1286000	1225000	1225000	1259000	1259000	-213000	1437000	1562000	1562000	1562000	1562000	0	15315000	15315000		
36	01	5001	000000	121212	000000	00	000000	0	0	92000	92000	92000	92000	92000	92000	92000	92000	92000	92000	0	828000	828000		
37	01	5002	000000	121200	000000	00	000000	354000	354000	401000	401000	412000	-63000	412000	412000	412000	412000	412000	412000	0	4331000	4331000		
38	01	5008	000000	121200	000000	00	000000	6000	6000	6000	6000	6000	6000	-1000	6000	6000	6000	6000	6000	0	65000	65000		
39	01	5008	000000	121212	000000	00	000000	6000	6000	6000	6000	6000	6000	-1000	6000	6000	6000	6000	6000	0	65000	65000		
40	01	5081	000000	121200	000000	00	000000	200000	200000	199000	199000	204000	-34000	226000	241000	241000	241000	241000	241000	0	2399000	2399000		
41	01	5081	000000	121212	000000	00	000000	1000	1000	1000	13000	13000	12000	12000	12000	12000	12000	12000	12000	0	113000	113000		
42	01	5101	000000	121200	000000	00	000000	23000	23000	23000	23000	24000	-4000	24000	24000	24000	24000	24000	24000	0	256000	256000		
47	01	5102	000000	121200	000000	00	000000	83000	83000	83000	83000	85000	-13000	85000	85000	85000	85000	85000	85000	0	914000	914000		
51	01	5103	720006	121200	000000	00	000000	890000	853000	853000	853000	880000	-135000	913000	913000	904000	904000	904000	904000	0	9636000	9636000		
52	01	5103	720020	121200	000000	00	000000	42000	83000	83000	163000	167000	-26000	167000	167000	167000	167000	167000	167000	0	1514000	1514000		
54	01	5106	000000	121200	000000	00	000000	34000	34000	34000	34000	35000	-5000	35000	35000	35000	35000	35000	35000	0	376000	376000		
55	01	5106	000000	121200	221598	00	000000	9000	9000	9000	9000	9000	-1000	9000	9000	9000	9000	9000	9000	0	179000	179000		
56	01	5112	000000	121200	221513	00	000000	0	0	55000	0	0	25000	0	0	55000	0	0	0	0	0	190000	190000	
57	01	5114	000000	121200	221523	00	000000	0	15200	0	0	0	0	0	15200	0	0	0	0	0	0	30400	30400	
58	01	5115	000000	121200	221508	00	000000	75000	75000	75000	75000	75000	-11000	75000	75000	75000	75000	75000	75000	0	814000	814000		
59	01	5181	000000	121200	000000	00	000000	14000	14000	14000	14000	14000	-2000	14000	14000	14000	14000	14000	14000	0	152000	152000		
60	01	5181	000000	121200	221508	00	000000	9000	9000	9000	9000	9000	-1000	9000	9000	9000	9000	9000	9000	0	98000	98000		
61	01	5181	000000	121200	221513	00	000000	0	0	6000	0	0	3000	0	0	6000	0	0	6000	0	0	21000	21000	
62	01	5181	000000	121200	221523	00	000000	0	1800	0	0	0	0	0	1800	0	0	0	0	0	0	3600	3600	
63	01	5181	000000	121200	221598	00	000000	1000	1000	1000	1000	1000	0	1000	1000	1000	1000	1000	1000	0	11000	11000		
69	01	5181	720006	121200	000000	00	000000	107000	102000	102000	102000	106000	-16000	110000	110000	108000	108000	108000	109000	0	1156000	1156000		
70	01	5181	720020	121200	000000	00	000000	5000	10000	10000	20000	20000	-3000	20000	20000	20000	20000	20000	20000	0	182000	182000		
71	01	5251	000000	121200	000000	00	000000	4000	4000	4000	4000	4000	4000	4000	4000	4000	4000	4000	4000	0	48000	48000		
72	01	5251	000000	121200	221598	00	000000	1000	1000	1000	1000	1000	0	1000	1000	1000	1000	1000	1000	0	11000	11000		
73	01	5251	720006	121200	000000	00	000000	3000	3000	3000	3000	3000	3000	3000	3000	3000	3000	3000	3000	0	36000	36000		
76	01	5394	000000	121200	221509	00	000000	0	0	0	75000	0	0	0	75000	0	0	0	75000	0	0	225000	225000	
77	01	5394	000000	121200	221523	00	000000	0	8300	0	0	0	0	0	8300	0	0	0	0	0	0	16600	16600	
78	01	5401	000000	121200	000000	00	000000	252000	252000	251000	251000	258000	-41000	282000	300000	300000	300000	300000	300000	0	3005000	3005000		

Gi kolonne W tittelen Område, og filtrer på prosjekt slik at kun GB-prosjekter (000000 og 7xxxxx) vises.

Skill mellom GB og BOA

The screenshot shows an Excel spreadsheet with the following structure:

	A	B	C	D	E	F	G	H	I	J	K	L	M	N	O	P	Q	R	S	T	U	V	W	
	FIRMA	ART	PROSJEKT	STED	ANALYSE	MOTPART	AKTIVITET	Jan-15	Feb-15	Mar-15	Apr-15	Mai-15	Jun-15	Jul-15	Aug-15	Sep-15	Okt-15	Nov-15	Des-15	Avsl-15	Sum	Belop	Område	
2	01	3237	000000	121200	000000	00	000000	0	0	0	0	0	0	0	0	0	0	0	0	190000	0	190000	-190000 GB	
27	01	3900	000000	121200	000000	00	000000	2356000	4275000	2356000	2356000	2356000	970000	2356000	2356000	2356000	2495000	2633000	2771000	0	29636000	-29636000 GB		
28	01	3900	000000	121200	220010	00	000000	0	0	0	0	0	0	0	0	420000	0	0	0	0	0	420000	-420000 GB	
29	01	3900	000000	121212	000000	00	000000	0	2277000	0	0	0	0	0	0	0	0	0	0	0	0	2277000	-2277000 GB	
30	01	3900	700910	121200	000000	00	000000	0	1295000	0	0	0	0	0	0	0	0	0	0	0	0	1295000	-1295000 GB	
31	01	3900	710022	121200	220010	00	000000	0	0	0	0	0	40000	0	0	0	0	0	0	0	0	40000	-40000 GB	
32	01	3900	720006	121200	000000	00	000000	1757000	1757000	1757000	1757000	1757000	723000	1757000	1757000	1757000	1860000	1964000	2068000	0	20671000	-20671000 GB		
33	01	3900	720006	121200	220010	00	000000	0	0	0	0	0	0	0	0	287200	287200	287200	286400	0	1148000	-1148000 GB		
34	01	3900	720020	121200	000000	00	000000	293000	293000	293000	293000	293000	121000	293000	293000	293000	310000	327000	343000	0	3445000	-3445000 GB		
35	01	5001	000000	121200	000000	00	000000	1286000	1286000	1225000	1225000	1259000	-213000	1437000	1562000	1562000	1562000	1562000	1562000	0	15315000	15315000 GB		
36	01	5001	000000	121212	000000	00	000000	0	0	0	92000	92000	92000	92000	92000	92000	92000	92000	92000	0	828000	828000 GB		
37	01	5002	000000	121200	000000	00	000000	354000	354000	401000	401000	412000	-63000	412000	412000	412000	412000	412000	412000	0	4331000	4331000 GB		
38	01	5008	000000	121200	000000	00	000000	6000	6000	6000	6000	6000	-1000	6000	6000	6000	6000	6000	6000	0	65000	65000 GB		
39	01	5008	000000	121212	000000	00	000000	6000	6000	6000	6000	6000	-1000	6000	6000	6000	6000	6000	6000	0	65000	65000 GB		
40	01	5081	000000	121200	000000	00	000000	200000	200000	199000	199000	204000	-34000	226000	241000	241000	241000	241000	241000	0	2399000	2399000 GB		
41	01	5081	000000	121212	000000	00	000000	1000	1000	1000	13000	13000	12000	12000	12000	12000	12000	12000	12000	0	113000	113000 GB		
42	01	5101	000000	121200	000000	00	000000	23000	23000	23000	23000	24000	-4000	24000	24000	24000	24000	24000	24000	0	256000	256000 GB		
47	01	5102	000000	121200	000000	00	000000	83000	83000	83000	83000	85000	-13000	85000	85000	85000	85000	85000	85000	0	914000	914000 GB		
51	01	5103	720006	121200	000000	00	000000	890000	853000	853000	853000	880000	-135000	913000	913000	904000	904000	904000	904000	0	9636000	9636000 GB		
52	01	5103	720020	121200	000000	00	000000	42000	83000	83000	163000	167000	-26000	167000	167000	167000	167000	167000	167000	0	1514000	1514000 GB		
54	01	5106	000000	121200	000000	00	000000	34000	34000	34000	34000	35000	-5000	35000	35000	35000	35000	35000	35000	0	376000	376000 GB		
55	01	5106	000000	121200	221598	00	000000	9000	9000	9000	9000	9000	-1000	9000	9000	9000	9000	9000	9000	0	179000	179000 GB		
56	01	5112	000000	121200	221513	00	000000	0	0	55000	0	0	25000	0	0	55000	0	0	55000	0	190000	190000 GB		
57	01	5114	000000	121200	221523	00	000000	0	15200	0	0	0	0	0	15200	0	0	0	0	0	30400	30400 GB		
58	01	5115	000000	121200	221508	00	000000	75000	75000	75000	75000	75000	-11000	75000	75000	75000	75000	75000	75000	0	814000	814000 GB		
59	01	5181	000000	121200	000000	00	000000	14000	14000	14000	14000	14000	-2000	14000	14000	14000	14000	14000	14000	0	152000	152000 GB		
60	01	5181	000000	121200	221508	00	000000	9000	9000	9000	9000	9000	-1000	9000	9000	9000	9000	9000	9000	0	98000	98000 GB		
61	01	5181	000000	121200	221513	00	000000	0	0	6000	0	0	3000	0	0	6000	0	0	6000	0	21000	21000 GB		
62	01	5181	000000	121200	221523	00	000000	0	1800	0	0	0	0	0	1800	0	0	0	0	0	3600	3600 GB		
63	01	5181	000000	121200	221598	00	000000	1000	1000	1000	1000	1000	0	1000	1000	1000	1000	1000	1000	0	11000	11000 GB		
69	01	5181	720006	121200	000000	00	000000	107000	102000	102000	102000	106000	-16000	110000	110000	108000	108000	108000	109000	0	1156000	1156000 GB		
70	01	5181	720020	121200	000000	00	000000	5000	10000	10000	20000	20000	-3000	20000	20000	20000	20000	20000	20000	0	182000	182000 GB		
71	01	5251	000000	121200	000000	00	000000	4000	4000	4000	4000	4000	4000	4000	4000	4000	4000	4000	4000	0	48000	48000 GB		
72	01	5251	000000	121200	221598	00	000000	1000	1000	1000	1000	1000	0	1000	1000	1000	1000	1000	1000	0	11000	11000 GB		
75	01	5251	720006	121200	000000	00	000000	3000	3000	3000	3000	3000	3000	3000	3000	3000	3000	3000	3000	0	36000	36000 GB		
76	01	5394	000000	121200	221509	00	000000	0	0	0	75000	0	0	0	75000	0	0	0	75000	0	225000	225000 GB		
77	01	5394	000000	121200	221523	00	000000	0	8300	0	0	0	0	0	8300	0	0	0	0	0	16600	16600 GB		
78	01	5401	000000	121200	000000	00	000000	252000	252000	251000	251000	258000	-41000	282000	300000	300000	300000	300000	300000	0	3005000	3005000 GB		

Skriv inn GB i kolonne for område for alle synlige rader.

Skill mellom GB og BOA

The screenshot shows an Excel spreadsheet with the following columns: FIRMA, ART, PROSJEKT, STED, ANALYSE, MOTPART, AKTIVITET, and monthly financials from Jan-15 to Dec-15, plus Sum, Beløp, and Område. The 'Aktivitet' column is filtered to show only empty cells, which are highlighted in yellow. The status bar at the bottom indicates 'Klar 84 av 262 poster funnet'.

	A	B	C	D	E	F	G	H	I	J	K	L	M	N	O	P	Q	R	S	T	U	V	W
1	FIRMA	ART	PROSJEKT	STED	ANALYSE	MOTPART	AKTIVITET	Jan-15	Feb-15	Mar-15	Apr-15	Mai-15	Jun-15	Jul-15	Aug-15	Sep-15	Okt-15	Nov-15	Des-15	Avsl-15	Sum	Beløp	Område
3	01	3243	100005	121200	000000	00	000000	-15900	0	0	0	0	0	0	0	0	0	0	0	0	-15900	15900	
4	01	3244	100005	121200	000000	00	000000	15900	0	0	0	0	0	0	0	0	0	0	0	0	15900	-15900	
5	01	3400	199995	121200	000000	00	000000	0	0	0	4429300	0	0	0	4429300	0	0	0	4429400	0	13288000	-13288000	
6	01	3403	199995	121200	000000	00	000000	657400	0	0	0	0	0	0	0	0	0	0	0	0	657400	-657400	
7	01	3404	199995	121200	000000	00	000000	39600	647000	762000	-2934000	1358000	213000	808000	-3191300	2080300	1119000	1184000	-2692800	0	-607200	607200	
8	01	3410	219995	121200	000000	00	000000	0	0	452000	144600	0	0	144600	0	0	0	0	144800	0	886000	-886000	
9	01	3413	219995	121200	000000	00	000000	441600	0	0	0	0	0	0	0	0	0	0	0	0	441600	-441600	
10	01	3414	219995	121200	000000	00	000000	-402600	39000	-413000	-105600	119000	20100	39000	-105600	79000	39000	39000	-105800	0	-758500	758500	
11	01	3423	639995	121200	000000	00	000000	6175800	0	0	0	0	0	0	0	0	0	0	0	0	6175800	-6175800	
12	01	3424	639995	121200	000000	00	000000	-5637500	575800	572000	542000	495000	-19000	435000	445000	500000	525000	525000	495000	0	-546700	546700	
13	01	3428	639994	121200	000000	00	000000	5500	0	0	0	0	0	0	0	0	0	0	0	0	5500	-5500	
14	01	3429	639994	121200	000000	00	000000	-5500	0	0	0	0	0	0	0	0	0	0	0	0	-5500	5500	
15	01	3440	599995	121200	000000	00	000000	0	0	0	0	0	0	0	0	0	0	0	1940000	0	1940000	-1940000	
16	01	3443	599995	121200	000000	00	000000	-526400	0	0	0	0	0	0	0	0	0	0	0	0	-526400	526400	
17	01	3444	599995	121200	000000	00	000000	698400	203000	162000	207000	194000	-3000	185000	248000	160000	205000	155000	-1714000	0	700400	-700400	
18	01	3450	499995	121200	000000	00	000000	0	0	0	452300	0	0	452300	0	0	0	0	452200	0	1356800	-1356800	
19	01	3453	499995	121200	000000	00	000000	362200	0	0	0	0	0	0	0	0	0	0	0	0	362200	-362200	
20	01	3453	499995	121200	220010	00	000000	-15700	0	0	0	0	0	0	0	0	0	0	0	0	-15700	15700	
21	01	3454	499995	121200	000000	00	000000	-249200	113000	113000	-339300	113000	-4200	113000	-339300	113000	113000	113000	-341000	0	-482000	482000	
22	01	3454	499995	121200	220010	00	000000	15700	0	0	0	0	0	0	0	0	0	0	0	0	15700	-15700	
23	01	3463	469995	121200	220010	00	000000	15700	0	0	0	0	0	0	0	0	0	0	0	0	15700	-15700	
24	01	3464	469995	121200	220010	00	000000	-15700	0	0	0	0	0	0	0	0	0	0	0	0	-15700	15700	
25	01	3493	699995	121200	000000	00	000000	617900	0	0	0	0	0	0	0	0	0	0	0	0	617900	-617900	
26	01	3494	699995	121200	000000	00	000000	-617900	0	0	0	0	0	0	0	0	0	0	0	0	-617900	617900	
43	01	5101	199995	121200	000000	00	000000	84000	84000	84000	127000	130000	-20000	130000	130000	130000	130000	130000	130000	0	1269000	1269000	
44	01	5101	219995	121200	000000	00	000000	20000	20000	20000	20000	20000	-3000	20000	20000	20000	20000	20000	20000	0	217000	217000	
45	01	5101	599995	121200	000000	00	000000	92000	92000	92000	92000	92000	-15000	95000	95000	95000	95000	95000	98000	0	1018000	1018000	
46	01	5101	639995	121200	000000	00	000000	249000	249000	249000	249000	221000	-34000	221000	221000	221000	221000	221000	221000	0	2509000	2509000	
48	01	5102	199995	121200	000000	00	000000	68000	68000	68000	68000	70000	-18000	119000	119000	119000	119000	119000	119000	0	1038000	1038000	
49	01	5103	199995	121200	000000	00	000000	120000	83000	83000	83000	87000	-13000	87000	129000	171000	171000	171000	171000	0	1343000	1343000	
50	01	5103	499995	121200	000000	00	000000	41000	41000	41000	41000	41000	-6000	41000	41000	41000	41000	41000	41000	0	445000	445000	
53	01	5104	199995	121200	000000	00	000000	27000	27000	27000	27000	28000	-4000	28000	28000	28000	28000	28000	28000	0	300000	300000	
64	01	5181	199995	121200	000000	00	000000	36000	32000	32000	37000	38000	-7000	44000	49000	54000	54000	54000	54000	0	477000	477000	
65	01	5181	219995	121200	000000	00	000000	2000	2000	2000	2000	2000	0	2000	2000	2000	2000	2000	2000	0	22000	22000	
66	01	5181	499995	121200	000000	00	000000	5000	5000	5000	5000	5000	-1000	5000	5000	5000	5000	5000	5000	0	54000	54000	
67	01	5181	599995	121200	000000	00	000000	11000	11000	11000	11000	11000	-2000	11000	11000	11000	11000	11000	11000	0	119000	119000	
68	01	5181	639995	121200	000000	00	000000	30000	30000	30000	30000	26000	-4000	26000	26000	26000	26000	26000	26000	0	298000	298000	
73	01	5751	199995	121200	000000	00	000000	1000	1000	1000	1000	1000	1000	1000	1000	1000	1000	1000	1000	0	12000	12000	

Fjern filtrering på prosjekt.

Slå av og på filtreringsfunksjon, for å få filter også i kolonne for Område.

Filtrer slik at bare tomme rader vises, dvs. bare BOA-rader er synlige.

Skill mellom GB og BOA

The screenshot shows an Excel spreadsheet with the following structure:

	A	B	C	D	E	F	G	H	I	J	K	L	M	N	O	P	Q	R	S	T	U	V	W	
1	FIRMA	ART	PROSJEKT	STED	ANALYSE	MOTPART	AKTIVITE	Jan-15	Feb-15	Mar-15	Apr-15	Mar-15	Jun-15	Jul-15	Aug-15	Sep-15	Okt-15	Nov-15	Dus-15	Avst-15	Sum	Beløp	Område	
3	01	3243	100005	121200	000000	00	000000	-15900	0	0	0	0	0	0	0	0	0	0	0	0	-15900	15900	BOA	
4	01	3244	100005	121200	000000	00	000000	15900	0	0	0	0	0	0	0	0	0	0	0	0	0	15900	-15900	BOA
5	01	3400	199995	121200	000000	00	000000	0	0	0	4429300	0	0	0	4429300	0	0	0	4429400	0	13288000	-13288000	BOA	
6	01	3403	199995	121200	000000	00	000000	657400	0	0	0	0	0	0	0	0	0	0	0	0	657400	-657400	BOA	
7	01	3404	199995	121200	000000	00	000000	39600	647000	762000	-2934000	1358000	213000	808000	-3191300	2080300	1119000	1184000	-2692800	0	-607200	607200	BOA	
8	01	3410	219995	121200	000000	00	000000	0	0	452000	144600	0	0	0	144600	0	0	0	144800	0	886000	-886000	BOA	
9	01	3413	219995	121200	000000	00	000000	441600	0	0	0	0	0	0	0	0	0	0	0	0	441600	-441600	BOA	
10	01	3414	219995	121200	000000	00	000000	-402600	39000	-413000	-105600	119000	20100	39000	-105600	79000	39000	39000	-105800	0	-758500	758500	BOA	
11	01	3423	639995	121200	000000	00	000000	6175800	0	0	0	0	0	0	0	0	0	0	0	0	6175800	-6175800	BOA	
12	01	3424	639995	121200	000000	00	000000	5637500	575800	572000	542000	495000	-19000	435000	445000	500000	525000	525000	495000	0	-546700	546700	BOA	
13	01	3428	639994	121200	000000	00	000000	5500	0	0	0	0	0	0	0	0	0	0	0	0	5500	-5500	BOA	
14	01	3429	639994	121200	000000	00	000000	-5500	0	0	0	0	0	0	0	0	0	0	0	0	-5500	5500	BOA	
15	01	3440	599995	121200	000000	00	000000	0	0	0	0	0	0	0	0	0	0	0	1940000	0	1940000	-1940000	BOA	
16	01	3443	599995	121200	000000	00	000000	-526400	0	0	0	0	0	0	0	0	0	0	0	0	-526400	526400	BOA	
17	01	3444	599995	121200	000000	00	000000	698400	203000	162000	207000	194000	-3000	185000	248000	160000	205000	155000	-1714000	0	700400	-700400	BOA	
18	01	3450	499995	121200	000000	00	000000	0	0	0	452300	0	0	0	452300	0	0	0	452200	0	1356800	-1356800	BOA	
19	01	3453	499995	121200	000000	00	000000	362200	0	0	0	0	0	0	0	0	0	0	0	0	362200	-362200	BOA	
20	01	3453	499995	121200	220010	00	000000	-15700	0	0	0	0	0	0	0	0	0	0	0	0	-15700	15700	BOA	
21	01	3454	499995	121200	000000	00	000000	-249200	113000	113000	-339300	113000	-4200	113000	-339300	113000	113000	113000	-341000	0	-482000	482000	BOA	
22	01	3454	499995	121200	220010	00	000000	15700	0	0	0	0	0	0	0	0	0	0	0	0	15700	-15700	BOA	
23	01	3463	469995	121200	220010	00	000000	15700	0	0	0	0	0	0	0	0	0	0	0	0	15700	-15700	BOA	
24	01	3464	469995	121200	220010	00	000000	-15700	0	0	0	0	0	0	0	0	0	0	0	0	-15700	15700	BOA	
25	01	3493	699995	121200	000000	00	000000	617900	0	0	0	0	0	0	0	0	0	0	0	0	617900	-617900	BOA	
26	01	3494	699995	121200	000000	00	000000	-617900	0	0	0	0	0	0	0	0	0	0	0	0	-617900	617900	BOA	
43	01	5101	199995	121200	000000	00	000000	84000	84000	84000	127000	130000	-20000	130000	130000	130000	130000	130000	130000	130000	0	1269000	1269000	BOA
44	01	5101	219995	121200	000000	00	000000	20000	20000	20000	20000	20000	-3000	20000	20000	20000	20000	20000	20000	20000	0	217000	217000	BOA
45	01	5101	399995	121200	000000	00	000000	92000	92000	92000	92000	92000	-15000	95000	95000	95000	95000	95000	98000	0	1018000	1018000	BOA	
46	01	5101	639995	121200	000000	00	000000	249000	249000	249000	249000	221000	-34000	221000	221000	221000	221000	221000	221000	0	2509000	2509000	BOA	
48	01	5102	199995	121200	000000	00	000000	68000	68000	68000	68000	70000	-18000	119000	119000	119000	119000	119000	119000	0	1038000	1038000	BOA	
49	01	5103	199995	121200	000000	00	000000	120000	83000	83000	83000	87000	-13000	87000	129000	171000	171000	171000	171000	0	1343000	1343000	BOA	
50	01	5103	499995	121200	000000	00	000000	41000	41000	41000	41000	41000	-6000	41000	41000	41000	41000	41000	41000	0	445000	445000	BOA	
53	01	5104	199995	121200	000000	00	000000	27000	27000	27000	27000	28000	-4000	28000	28000	28000	28000	28000	28000	0	300000	300000	BOA	
64	01	5181	199995	121200	000000	00	000000	36000	32000	32000	37000	38000	-7000	44000	49000	54000	54000	54000	54000	0	477000	477000	BOA	
65	01	5181	219995	121200	000000	00	000000	2000	2000	2000	2000	2000	0	2000	2000	2000	2000	2000	2000	0	22000	22000	BOA	
66	01	5181	499995	121200	000000	00	000000	5000	5000	5000	5000	5000	-1000	5000	5000	5000	5000	5000	5000	0	54000	54000	BOA	
67	01	5181	599995	121200	000000	00	000000	11000	11000	11000	11000	11000	-2000	11000	11000	11000	11000	11000	11000	0	119000	119000	BOA	
68	01	5181	639995	121200	000000	00	000000	30000	30000	30000	30000	26000	-4000	26000	26000	26000	26000	26000	26000	0	298000	298000	BOA	
73	01	5181	199995	121200	000000	00	000000	1000	1000	1000	1000	1000	1000	1000	1000	1000	1000	1000	1000	0	12000	12000	BOA	

Skriv inn BOA kolonnen
Område for i alle rader som
er synlige.

Slå deretter av
filtreringsfunksjon.

Pivoter

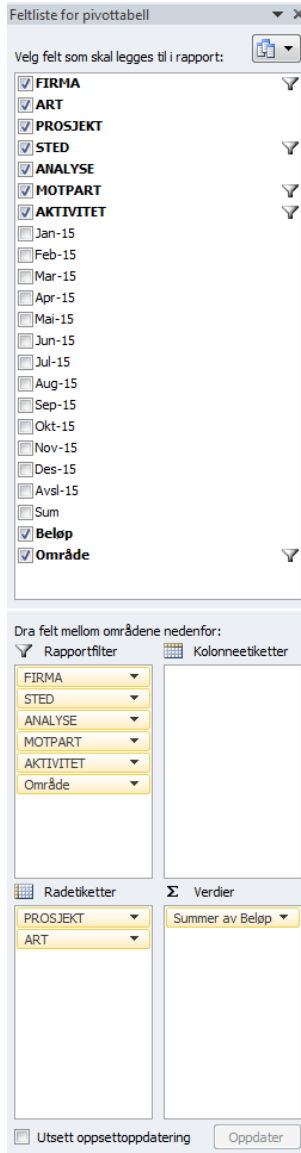
Opprett først ein pivot for kontroll av GB per prosjekt.

Sett inn pivot og dra feltelementa inn i dei ulike boksane, som vist til venstre.

Det bør også skiljast på stad for dei institutta som budsjetterer på fleire kostnadsstadar, for eksempel ved å ha eigne faner med pivot per kostnadsstad.

Merk at det er kolonnen «Beløp» som vert brukt som verdier i pivoten, slik at det vert lett å sjå om alle prosjekt går i null.

Pivoten vil då sjå ut som i skjermbiletet til høgre.



FIRMA	01	
STED	121200	
ANALYSE	(Alle)	
MOTPART	00	
AKTIVITET	000000	
Område	GB	
Radetiketter Summer av Beløp		
000000		-50 000
3237		-190 000
3900		-30 056 000
5001		15 315 000
5002		4 331 000
5008		65 000
5081		2 399 000
5101		256 000
5102		914 000
5106		555 000
5112		190 000
5114		30 400
5115		814 000
5181		285 600
5251		59 000
5394		241 600
5401		3 197 400
5405		408 000
5411		374 200
5421		2 910 000
5801		-390 000
5802		-50 000
5890		-64 000
6000		757 400
8900		-1 116 000
9011		-5 523 800
9024		-1 752 200
9041		-2 179 600
9089		-4 791 800
9141		5 318 000
9145		821 000
9152		1 940 800
9183		150 000
9188		2 112 000
9189		2 619 000
700028		0
6000		113 000

Pivoter

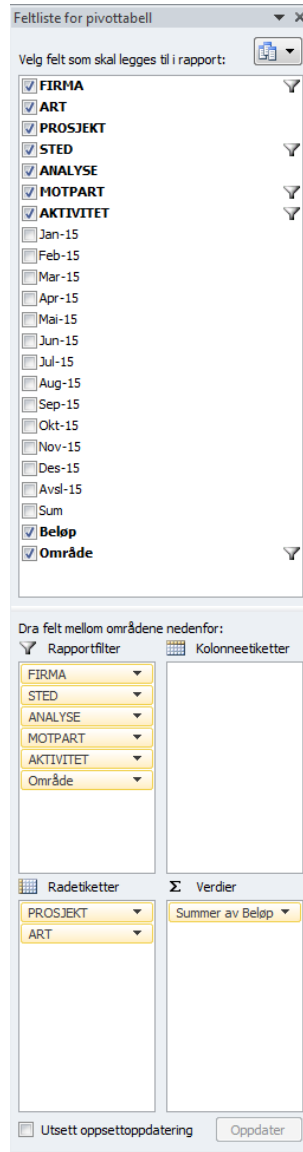
Opprett deretter ein pivot for kontroll av BOA per prosjekt.

Sett inn pivot og dra feltelementa inn i dei ulike boksane, som vist til venstre.

Det bør også her skiljast på stad for dei institutta som budsjetterer på fleire kostnadsstadar, for eksempel ved å ha eigne faner med pivot per kostnadsstad.

Merk igjen at det er kolonnen «Beløp» som vert brukt som verdiar i pivoten, slik at det vert lett å sjå om alle prosjekt går i null.

Pivoten vil då sjå ut som i skjermbiletet til høgre.



FIRMA	01	
STED	121200	
ANALYSE	(Alle)	
MOTPART	00	
AKTIVITET	000000	
Område	BOA	
Radetiketter Summer av Beløp		
=100005 0		
3243	15 900	
3244	-15 900	
=199995 0		
3400	-13 288 000	
3403	-657 400	
3404	607 200	
5101	1 269 000	
5102	1 038 000	
5103	1 343 000	
5104	300 000	
5181	477 000	
5251	12 000	
5401	557 000	
5405	78 000	
5411	67 000	
5421	549 000	
6000	8 094 200	
8671	7 395 800	
8731	-7 395 800	
9051	-6 743 000	
9052	-413 000	
9111	2 643 000	
9116	902 000	
9121	2 256 000	
9124	909 000	
=219995 0		
3410	-886 000	
3413	-441 600	
3414	758 500	
5101	217 000	
5181	22 000	
5401	33 000	
5421	36 000	
6000	120 000	
9052	-4 800	
9111	131 700	

Pivoter

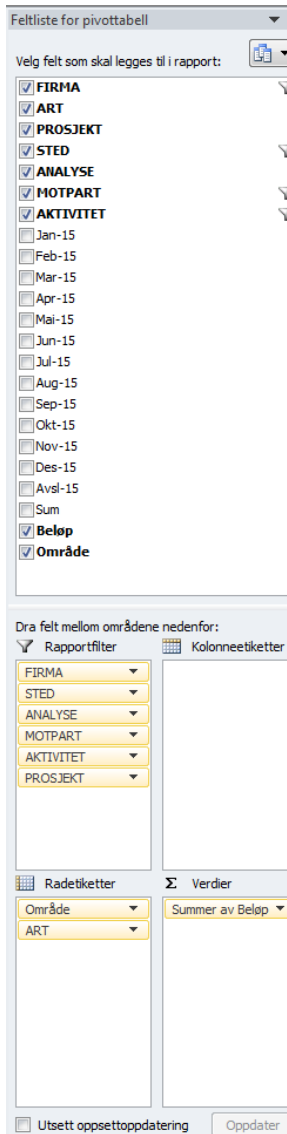
Opprett til slutt ein pivot for kontroll av sammenhengen mellom BOA og GB.

Sett inn pivot og dra feltelementa inn i dei ulike boksane, som vist til venstre. Merk at «Prosjekt» no er flytta opp til «Rapportfilter» og «Område» ned til «Radetiketter».

Det bør også her skiljast på stad for dei institutta som budsjetterer på fleire kostnadsstadar, for eksempel ved å ha eigne faner med pivot per kostnadsstad.

Merk igjen at det er kolonnen «Beløp» som vert brukt som verdier i pivoten, slik at det vert lett å sjå om alle prosjekt går i null.

Pivoten vil då sjå ut som i skjermbiletet til høgre.



Radetiketter	Summer av Beløp
GB	-50 000
3237	-190 000
3900	-56 655 000
5001	15 315 000
5002	4 331 000
5008	65 000
5081	2 399 000
5101	256 000
5102	914 000
5103	11 150 000
5106	555 000
5112	190 000
5114	30 400
5115	814 000
5181	1 623 600
5251	95 000
5394	241 600
5401	4 721 400
5405	627 000
5411	561 200
5421	4 479 000
5801	-445 000
5802	-57 000
5890	-73 000
6000	7 125 800
8900	-6 866 000
9011	-5 523 800
9016	-2 375 000
9021	-5 942 000
9024	-1 752 200
9041	-2 179 600
9089	-6 710 800
9141	6 975 100
9145	821 000
9151	12 257 000
9152	1 940 800
9183	150 000
9188	3 910 400
9189	7 171 100
BOA	0
3243	15 900
3244	-15 900

Samanlikn med rekneskap

- Hent ut S11 Artsregnskap, Detalj art, som pivot.
- Hent minimum ut rekneskap for 2015, og gjerne også 2014.
- Opprett ein fane for GB, ein for BOA og ein for samanlikning av GB og BOA, sortert på same måte som pivotane på dei føregåande lysbileta.
- Kopier og lim inn i rekneark med ADI-tal for å samanlikne.
- Er det store endringar frå rekneskap i føregåande år, må det kontrollerast om det verkar rimeleg.

Når alt dette stemmer, sender de melding til okonomi@mnfa.uib.no om at budsjettet er klart for lasting til B3.

Lykke til!